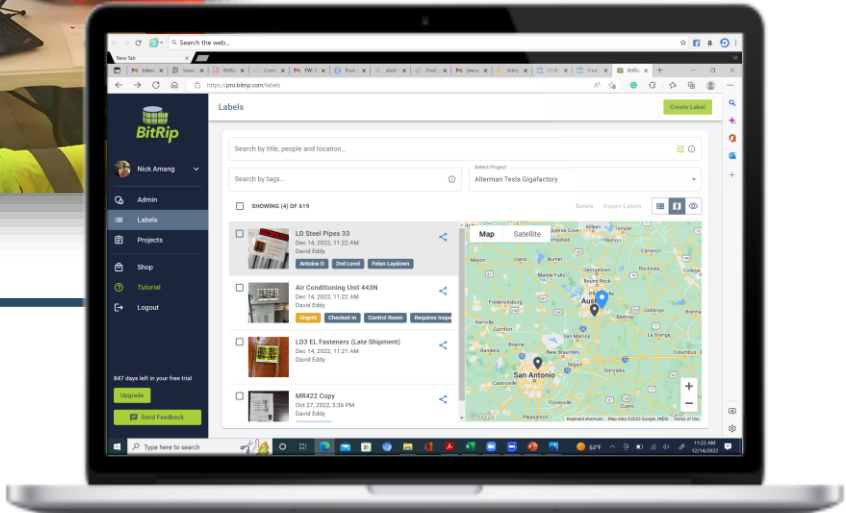
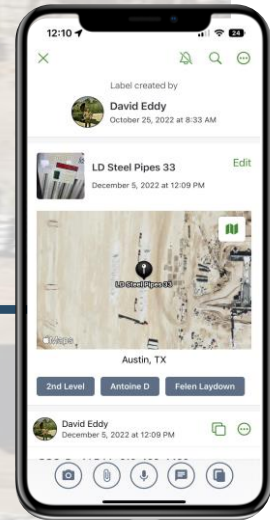
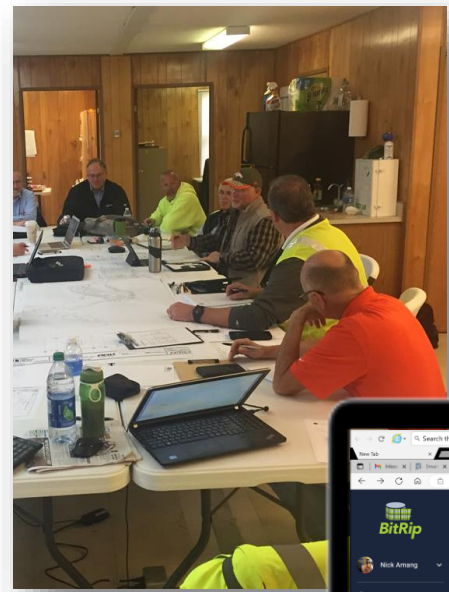



# MATERIAL LOGISTICS MADE EASY



## STEP 1

Stick BR Code Label to the materials and upload all necessary documentation to it

## STEP 2

Material arrives at job site and gets scanned to retrieve documentation. When the label is scanned, the material location is automatically updated thru the BitRip app

## STEP 3

Project manager (back at the office) instantly sees material updates and verifies correct drop off location. Every scan activity is recorded in a 'live' logbook in case issues arise down the road